



# Product Description

## ESSENTIAL

The Essential range is a standard stick-shape compact fluorescent lamp, with the lowest purchase price. It is available in 8W, 14W, 18W and 23W, with lumen equivalence of 40W, 75W, 100W and 125W incandescent light bulb. It is also available in two color temperatures: warm white (2700K) and cool daylight (6500K). It is available in both 220-240V and 120-127V and able to operate under a wide voltage range (Power supply fluctuation). It consumes up to 80% less energy than the incandescent light bulb and lasts for 3 years.

### Benefits

- Energy saving
- Fewer lamp replacements

### Features

- U-shaped energy saving lamp
- High energy efficiency
- Long-life alternative to incandescent lamps

### Application

- The Essential range is widely used to replace incandescent light bulb at all kinds of general lighting applications.
- It is not suitable for dimming and electronic devices

Related products



3W, E27, SML



Smily, 11W, B22



Smily, 11W, E27



14W, B22, Sml/HPF



Smily, 14W, E27



18W/20W, B22, Sml/HPF



18W/20W, E26/E27, Sml/HPF



23W, B22, Sml/HPF



23W, E26/E27, Sml/HPF



Smily, 50W, E27

Related products



Smily, 5W, E27



Smily, 70W, E27



8W, B22, Sm/HPF

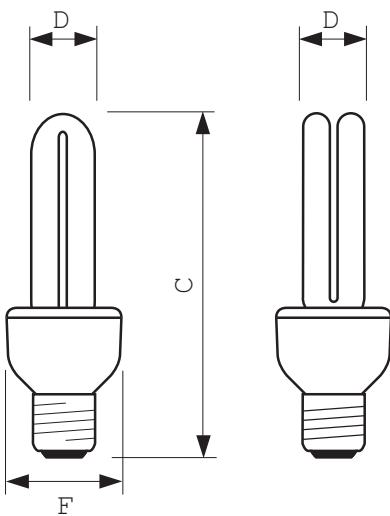


Smily, 8W/9W, E27



50W, E26

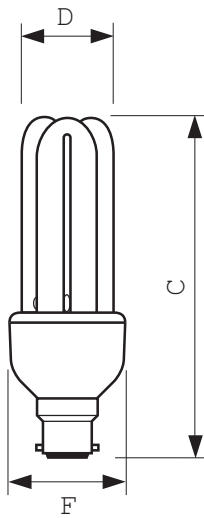
Dimensional drawing



ESSENTIAL 11W WW E27 220-240V 1CT

Product	C (Max)	D (Max)	F (Max)
Economy 11W/827 E27 220-240V 50/60Hz	157.0	28.0	44.4
Economy 11W/865 E27 220-240V 50/60Hz	157.0	28.0	44.4
Economy 14W/827 E27 220-240V 50/60Hz	172.0	28.0	44.4
Economy 14W/865 E27 220-240V 50/60Hz	172.0	28.0	44.4
Economy 14W/827 E27 220-240V 50/60Hz	172.0	28.0	44.4
Economy 14W/865 E27 220-240V 50/60Hz	172.0	28.0	44.4
Economy 5W/827 E27 220-240V 50/60Hz	127.0	28.0	44.4
Economy 5W/827 E27 220-240V 50/60Hz	127.0	28.0	44.4
Economy 5W/827 E27 220-240V 50/60Hz	127.0	28.0	44.4
Economy 5W/865 E27 220-240V 50/60Hz	127.0	28.0	44.4
Economy 5W/865 E27 220-240V 50/60Hz	127.0	28.0	44.4
Economy 5W/865 E27 220-240V 50/60Hz	127.0	28.0	44.4
Economy 8W/827 E27 220-240V 50/60Hz	142.0	28.0	44.4
Economy 8W/827 E27 220-240V 50/60Hz	142.0	28.0	44.4

Dimensional drawing

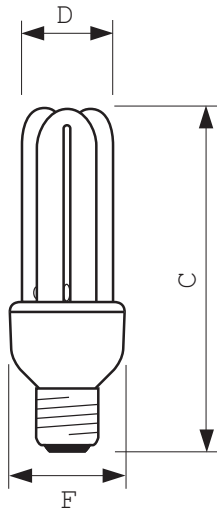


Economy 8W/827 E27 220-240V 50/60Hz	142.0	28.0	44.4
Economy 8W/865 E27 220-240V 50/60Hz	142.0	28.0	44.4
Economy 8W/865 E27 220-240V 50/60Hz	142.0	28.0	44.4
Economy 8W/865 E27 220-240V 50/60Hz	142.0	28.0	44.4
Economy 11W/827 E27 220-240V 50/60Hz	157.0	28.0	44.4
Economy 11W/827 E27 220-240V 50/60Hz	157.0	28.0	44.4
Economy 11W/827 E27 220-240V 50/60Hz	157.0	28.0	44.4
Economy 11W/865 E27 220-240V 50/60Hz	157.0	28.0	44.4
Economy 11W/865 E27 220-240V 50/60Hz	157.0	28.0	44.4
Economy 11W/865 E27 220-240V 50/60Hz	157.0	28.0	44.4
Economy 14W/827 E27 220-240V 50/60Hz	172.0	28.0	44.4
Economy 14W/827 E27 220-240V 50/60Hz	172.0	28.0	44.4
Economy 14W/827 E27 220-240V 50/60Hz	172.0	28.0	44.4
Economy 14W/827 E27 220-240V 50/60Hz	172.0	28.0	44.4
Economy 14W/827 E27 220-240V 50/60Hz	172.0	28.0	44.4
Economy 14W/827 E27 220-240V 50/60Hz	172.0	28.0	44.4
Economy 14W/865 E27 220-240V 50/60Hz	172.0	28.0	44.4
Economy 14W/865 E27 220-240V 50/60Hz	172.0	28.0	44.4
Economy 14W/865 E27 220-240V 50/60Hz	172.0	28.0	44.4
Economy 14W/865 E27 220-240V 50/60Hz	172.0	28.0	44.4
Economy 14W/865 E27 220-240V 50/60Hz	172.0	28.0	44.4
Economy 14W/865 E27 220-240V 50/60Hz	172.0	28.0	44.4
Economy 14W/827 E27 110-127V 50/60Hz	172.0	28.0	44.4
Economy 14W/865 E27 110-127V 50/60Hz	172.0	28.0	44.4

ESSENTIAL 18W CDL B22 220-240V 1CT

Product	C (Max)	D (Max)	F (Max)
Economy 18W/865 B22 220-240V 50/60Hz	165.5	43.0	52.4
Economy 23W/827 B22 220-240V 50/60Hz	165.5	43.0	52.4
Economy 23W/865 B22 220-240V 50/60Hz	175.5	43.0	52.4
Economy 18W/827 B22 220-240V 50/60Hz	165.5	43.0	52.4
Economy 18W/865 B22 220-240V 50/60Hz	165.5	43.0	52.4
Economy 18W/827 B22 220-240V 50/60Hz	168	41.2	52.5
Economy 18W/865 B22 220-240V 50/60Hz	168	41.2	52.5
Economy 23W/827 B22 220-240V 50/60Hz	176.5	41.2	52.5
Economy 23W/865 B22 220-240V 50/60Hz	175.5	41.2	52.5
Economy 18W/827 B22 220-240V 50/60Hz	165.5	43.0	52.4
Economy 18W/827 B22 220-240V 50/60Hz	165.5	43.0	52.4
Economy 18W/865 B22 220-240V 50/60Hz	165.5	43.0	52.4
Economy 18W/865 B22 220-240V 50/60Hz	165.5	43.0	52.4
Economy 23W/827 B22 220-240V 50/60Hz	175.5	43.0	52.4
Economy 23W/827 B22 220-240V 50/60Hz	175.5	43.0	52.4
Economy 23W/865 B22 220-240V 50/60Hz	175.5	43.0	52.4
Economy 23W/865 B22 220-240V 50/60Hz	175.5	43.0	52.4

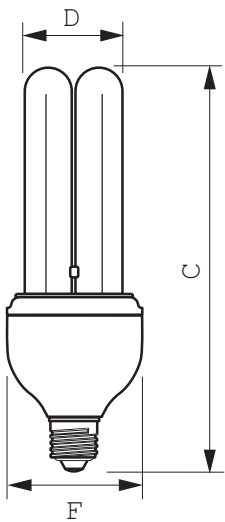
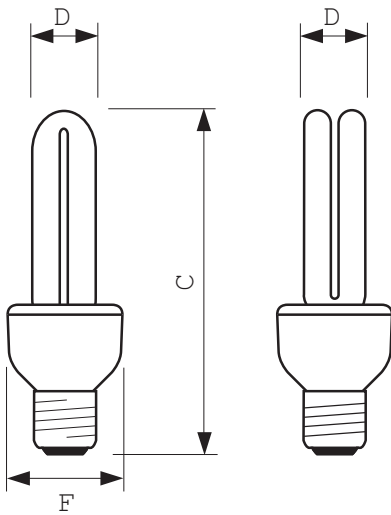
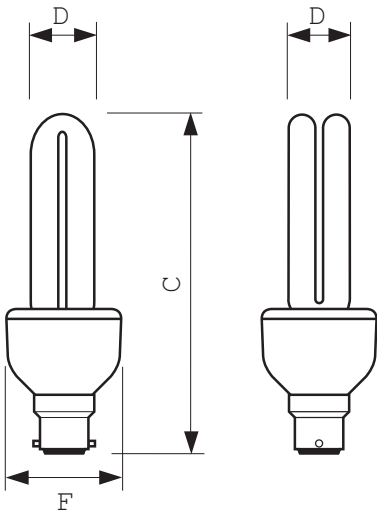
Dimensional drawing



ESSENTIAL 18W WW E27 220-240V 1CT

Product	C (Max)	D (Max)	F (Max)
Economy 18W/827 E27 220-240V 50/60Hz	167.0	43.0	52.4
Economy 18W/865 E27 220-240V 50/60Hz	167.0	43.0	52.4
Economy 23W/827 E27 220-240V 50/60Hz	177.0	43.0	52.4
Economy 23W/865 E27 220-240V 50/60Hz	177.0	43.0	52.4
Economy 18W/827 E27 220-240V 50/60Hz	167.0	43.0	52.4
Economy 18W/865 E27 220-240V 50/60Hz	167.0	43.0	52.4
Economy 18W/827 E27 220-240V 50/60Hz	169.5	41.2	52.5
Economy 18W/865 E27 220-240V 50/60Hz	169.5	41.2	52.5
Economy 23W/827 E27 220-240V 50/60Hz	178	41.2	52.5
Economy 23W/865 E27 220-240V 50/60Hz	178	41.2	52.5
Economy 18W/827 E26 220-240V 50/60Hz	163.8	43.0	52.4
Economy 18W/865 E26 220-240V 50/60Hz	163.8	43.0	52.4
Economy 18W/827 E27 220-240V 50/60Hz	167.0	43.0	52.4
Economy 18W/827 E27 220-240V 50/60Hz	167.0	43.0	52.4
Economy 18W/827 E27 220-240V 50/60Hz	167.0	43.0	52.4
Economy 18W/827 E27 220-240V 50/60Hz	167.0	43.0	52.4
Economy 18W/827 E27 220-240V 50/60Hz	167.0	43.0	52.4
Economy 18W/865 E27 220-240V 50/60Hz	167.0	43.0	52.4
Economy 18W/865 E27 220-240V 50/60Hz	167.0	43.0	52.4
Economy 18W/865 E27 220-240V 50/60Hz	167.0	43.0	52.4
Economy 18W/865 E27 220-240V 50/60Hz	167.0	43.0	52.4
Economy 18W/865 E27 220-240V 50/60Hz	167.0	43.0	52.4
Economy 18W/865 E27 220-240V 50/60Hz	167.0	43.0	52.4
Economy 18W/865 E27 220-240V 50/60Hz	167.0	43.0	52.4
Economy 18W/865 E27 220-240V 50/60Hz	167.0	43.0	52.4
Economy 23W/827 E27 220-240V 50/60Hz	177.0	43.0	52.4
Economy 23W/827 E27 220-240V 50/60Hz	177.0	43.0	52.4
Economy 23W/827 E27 220-240V 50/60Hz	177.0	43.0	52.4
Economy 23W/827 E27 220-240V 50/60Hz	177.0	43.0	52.4
Economy 23W/865 E27 220-240V 50/60Hz	177.0	43.0	52.4
Economy 23W/865 E27 220-240V 50/60Hz	177.0	43.0	52.4
Economy 23W/865 E27 220-240V 50/60Hz	177.0	43.0	52.4
Economy 23W/865 E27 220-240V 50/60Hz	177.0	43.0	52.4
Economy 23W/827 E26 220-240V 50/60Hz	173.8	43.0	52.4
Economy 23W/865 E26 220-240V 50/60Hz	173.8	43.0	52.4
Economy 18W/840 E26 220-240V 50/60Hz	163.8	43.0	52.4
Economy 18W/827 E27 110-127V 50/60Hz	167.0	43.0	44.4
Economy 18W/865 E27 110-127V 50/60Hz	167.0	43.0	44.4

Dimensional drawing



ESSENTIAL HPF 14WCDL B22 220-240V 1CT

Product	C (Max)	D (Max)	F (Max)
Economy 14W/865 B22 220-240V 50/60Hz	170.5	28.0	44.4
Economy 14W/827 B22 220-240V 50/60Hz	170.5	28.0	44.4
Economy 14W/865 B22 220-240V 50/60Hz	170.5	28.0	44.4
Economy 8W/865 B22 220-240V 50/60Hz	140.5	28.0	44.4
Economy 11W/865 B22 220-240V 50/60Hz	155.5	28.0	44.4
Economy 14W/827 B22 220-240V 50/60Hz	170.5	28.0	44.4
Economy 14W/865 B22 220-240V 50/60Hz	170.5	28.0	44.4
Economy 14W/865 B22 220-240V 50/60Hz	170.5	28.0	44.4
Economy 8W/827 B22 220-240V 50/60Hz	143	26.8	49.0
Economy 8W/865 B22 220-240V 50/60Hz	143	26.8	49.0
Economy 14W/827 B22 220-240V 50/60Hz	173	26.8	49.0
Economy 14W/865 B22 220-240V 50/60Hz	172.0	26.8	49.0
Economy 14W/865 B22 220-240V 50/60Hz	172.0	26.8	49.0
Economy 14W/865 B22 220-240V 50/60Hz	172.0	26.8	49.0

ESSENTIAL 3W CDL E27 220-240V 1CT

Product	C (Max)	D (Max)	F (Max)
Econ Genie 3W/865 E27 220-240V 50/60Hz	92	21.5	35.4
Econ Genie 3W/827 E27 220-240V 50/60Hz	92	21.5	35.4


ESSENTIAL 35W WW E26 220-240V 1CT

Product	C (Max)	D (Max)	F (Max)
Economy 35W/827 E26 220-240V 50/60Hz	225.3	60	78
Economy 35W/865 E26 220-240V 50/60Hz	225.3	60	78
Economy 50W/827 E26 220-240V 50/60Hz	289.3	67.9	87
Economy 50W/865 E26 220-240V 50/60Hz	289.3	67.9	87
Economy 70W/827 E26 220-240V 50/60Hz	329.3	67.9	87
Economy 70W/865 E26 220-240V 50/60Hz	329.3	67.9	87
Economy 50W/827 E27 220-240V 50/60Hz	292.5	67.9	87
Economy 50W/827 E27 220-240V 50/60Hz	292.5	67.9	87
Economy 50W/840 E27 220-240V 50/60Hz	292.5	67.9	87
Economy 50W/865 E27 220-240V 50/60Hz	292.5	67.9	87
Economy 70W/827 E27 220-240V 50/60Hz	332.5	67.9	87
Economy 70W/827 E27 220-240V 50/60Hz	332.5	67.9	87
Economy 70W/840 E27 220-240V 50/60Hz	332.5	67.9	87
Economy 70W/865 E27 220-240V 50/60Hz	332.5	67.9	87

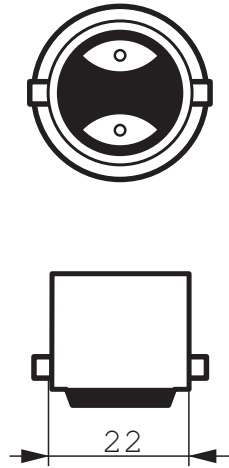
Dimensional drawing

Economy 70W/865 E27 220-240V 50/60Hz 332.5 67.9 87


Installation diagrams



E27



B22



E26



© 2012 Koninklijke Philips Electronics N.V.  
All rights reserved.

Specifications are subject to change without notice. Trademarks are the property of Koninklijke Philips Electronics N.V. or their respective owners.

[www.philips.com/lighting](http://www.philips.com/lighting)

2012, November 28  
data subject to change